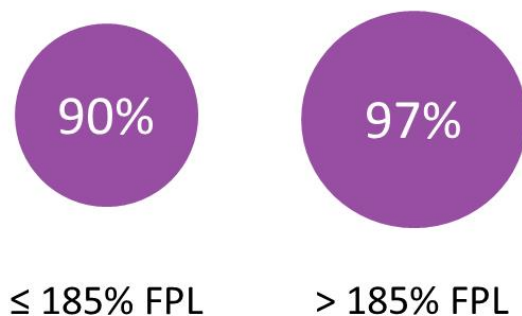


Child Health

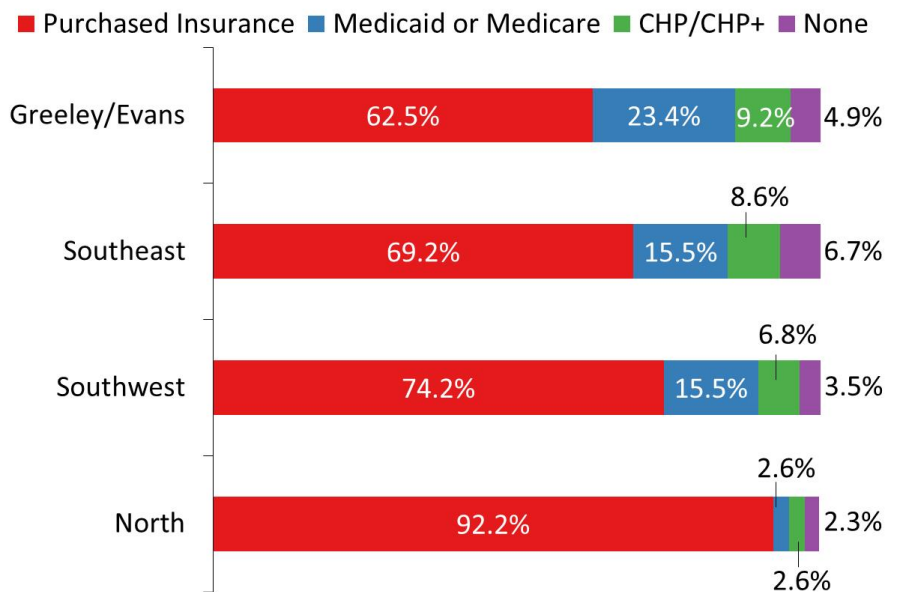
Key Findings

- The 2013 Community Health Survey asked parents to provide some information about their children's health insurance coverage, health care use, and physical activity.
- Countywide, 72% of children are covered by purchased insurance, 16% have Medicaid or Medicare, 7% have CHP or CHP+, and 4% do not have insurance.
- The percent of children covered by purchased insurance is highest in North Weld County (92.2%) and lowest in Greeley/Evans (62.5%).
- For children living in low income families (less than or equal to 185% of the Federal Poverty Level (FPL*)), only 23% are covered by purchased insurance, whereas 60% have Medicaid or Medicare, 11.5% have CHP or CHP+, and 6% do not have health insurance.

Has Regular Care Provider



Child Health Insurance Coverage by Region



- Countywide, 95% of children have a regular health care provider. For children in low income families ($\leq 185\%$ FPL*), this percentage is slightly lower : 90% of these children have a regular health care provider.
- In the last year, 74% of children countywide visited a dentist. This percentage was lower in Greeley/Evans (67%).

Questions?

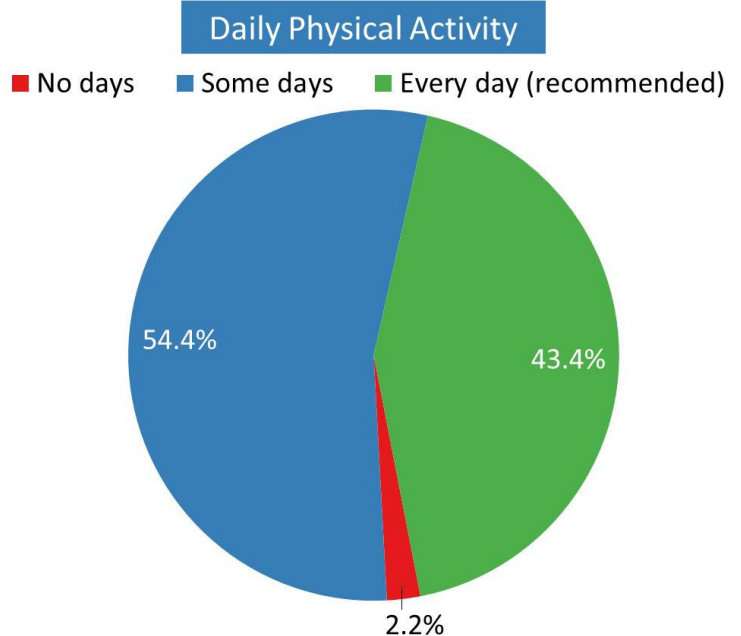
Cindy Kronauge, MPH PhD, Data Specialist
Weld County Department of Public Health & Environment
ckronauge@weldgov.com
970-407-6470

**185% Federal Poverty Level (185% FPL) in 2012 was \$20,665 for single person, \$27,326 for each additional person, and \$42,643 for a family of four is a definition of low income.*

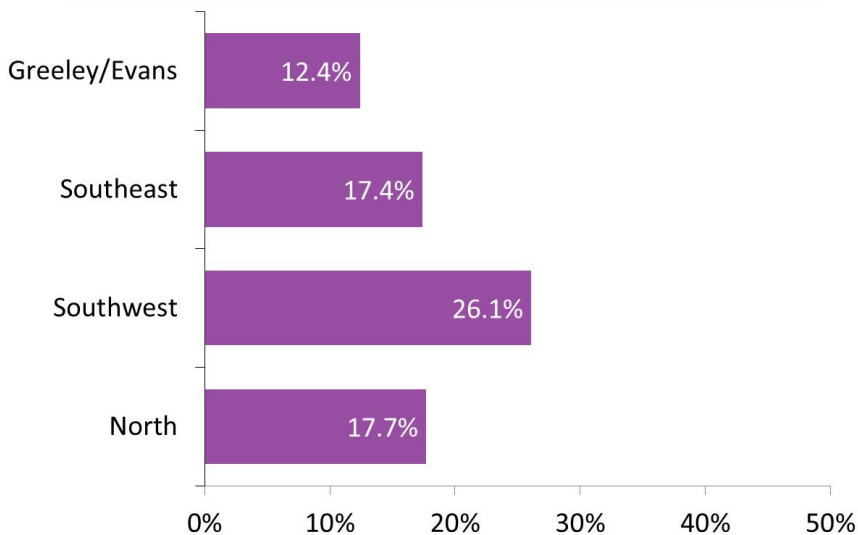
Weld County 2013 Community Health Survey

Key Findings

- It is recommended that children are physically active for a total of at least 60 minutes per day, every day. Weld County parents were asked to report the number of days in the past week that their child was active for at least 60 minutes. Physical activity was defined as anything that increased heart rate or breathing.
- Countywide, 43.4% of children had been physically active for at least 60 minutes every day in the previous week, and 54.4% had been physically active for at least 60 minutes some of the days in the previous week. Only 2.2% had less than 60 minutes of physical activity for the previous seven days.



Walks, Bikes, Skateboards At Least One Day per Week



- The commute to school provides children with an opportunity to get physical activity if they walk, bike, or skateboard. The 2013 CHS asked Weld County parents the number of days per week their children typically walk, bike or skateboard to or from school.
- Countywide, 17% of children walk, bike or skateboard to school at least one day during a typical week. This percentage is lower in Greeley/Evans (12.4%), but much higher in Southwest Weld County (26.1%).
- Instead, most children countywide are driven (or drive themselves) to school every day (58%).

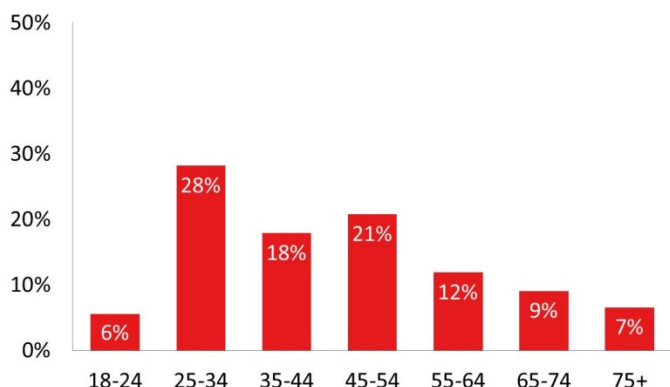


Weld County 2013 Community Health Survey

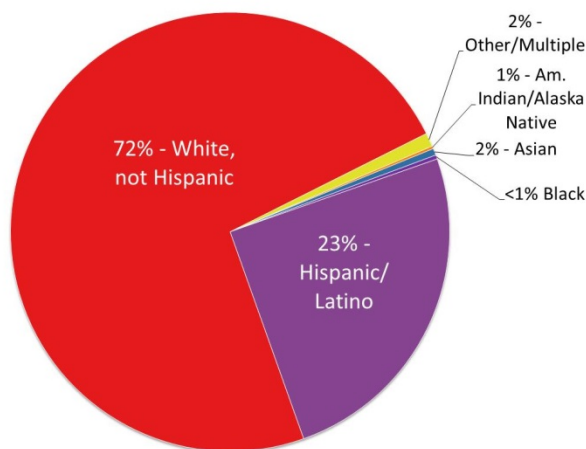
About the Survey

Description of Responders

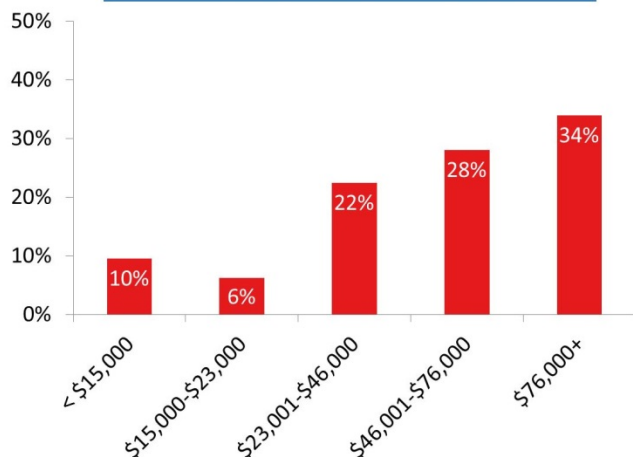
Age Groups



Race/Ethnicity



Household Income



The Survey Explained

- In order to periodically assess the health status of county residents, between October 15, 2013 and February 14, 2014, Weld County Department of Public Health & Environment contacted 7,502 households by mail requesting an adult to complete the 65-item survey or complete it online.
- Question topics included health, health care access and insurance, health conditions and lifestyle habits, preventive screenings, environmental issues, community concerns and needs, demographics, and the 2013 Flood Disaster.
- Households were selected randomly by first dividing the mailing list into **four regions (see map below)** and two household types (single-family vs. multi-family). The list was certified by the post office but did not contain residents' names.
- After multiple contacts, 2,082 community residents returned usable surveys for a 28 percent response rate. The results are representative of the population within a ± 5.0 percent margin of error.
- To see the actual survey go to: www.weldhealth.org

