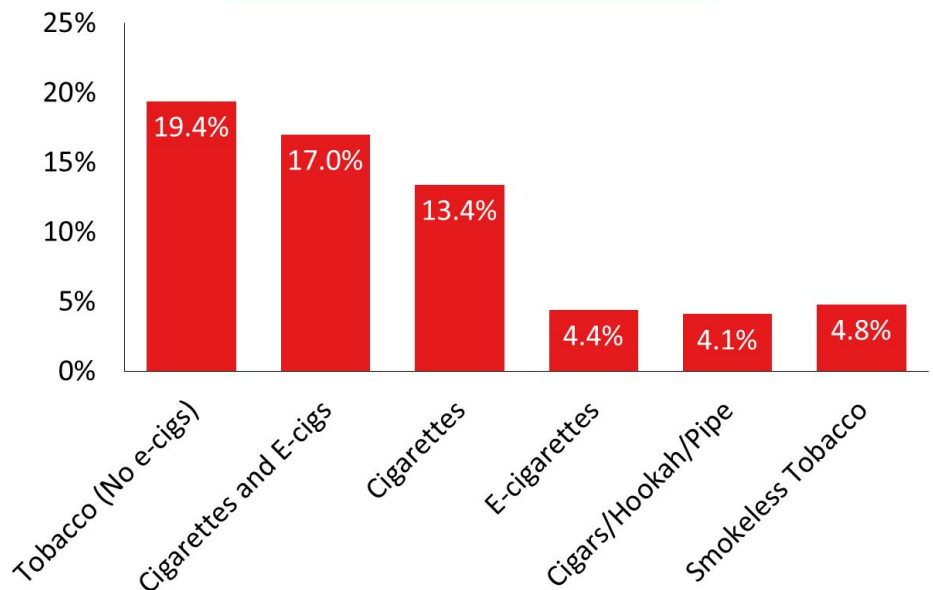


# Tobacco Use

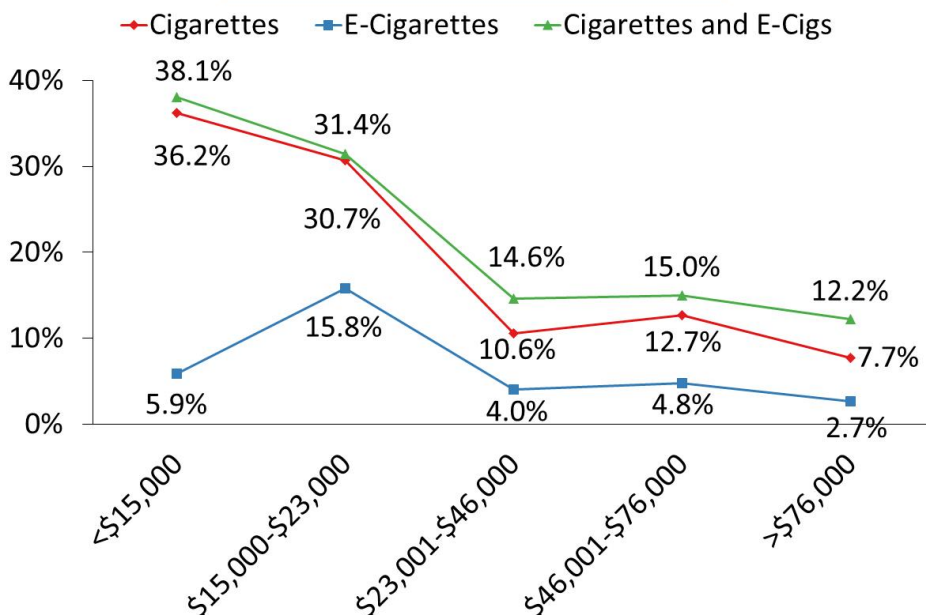
## Key Findings

- Reducing illness, disability and death related to tobacco use and secondhand smoke exposure is a goal of Healthy People 2020.
- The Community Health Survey asked residents whether they had used each tobacco product some days, every day, or not at all. Those who used a product some days or every day were considered current users of that product.

Tobacco Use by Product Type



Smoking by Income Category



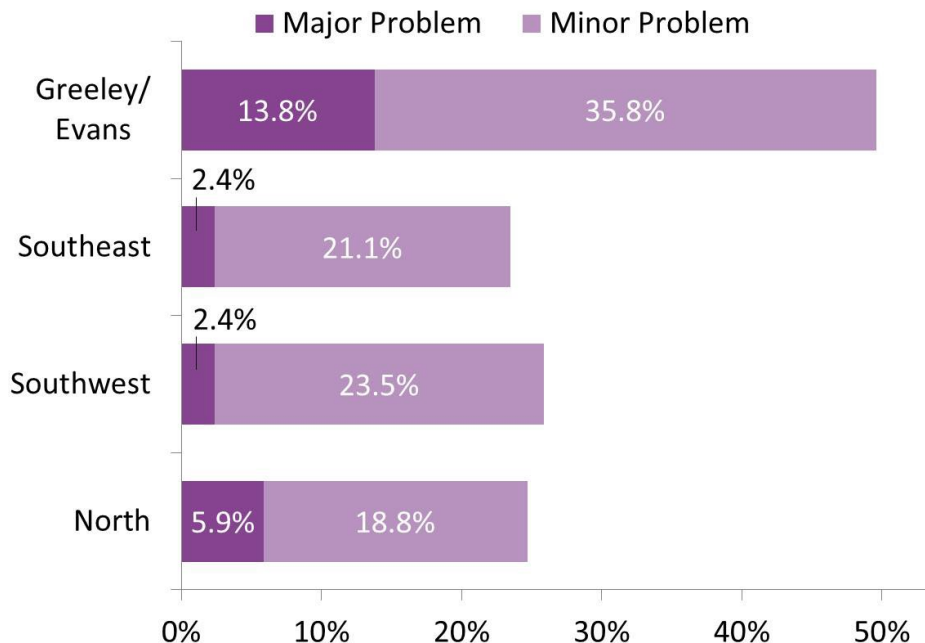
- Nearly two in ten people in Weld County used tobacco (19.4%).
- The adult smoking rate in Weld County (13.4%) was lower than the rate across Colorado (18%) and the U.S. (19%).
- Smoking was more prevalent among lower income residents: 38.1% of those whose household income was less than \$15,000 per year smoke cigarettes or e-cigarettes.

# Weld County 2013 Community Health Survey

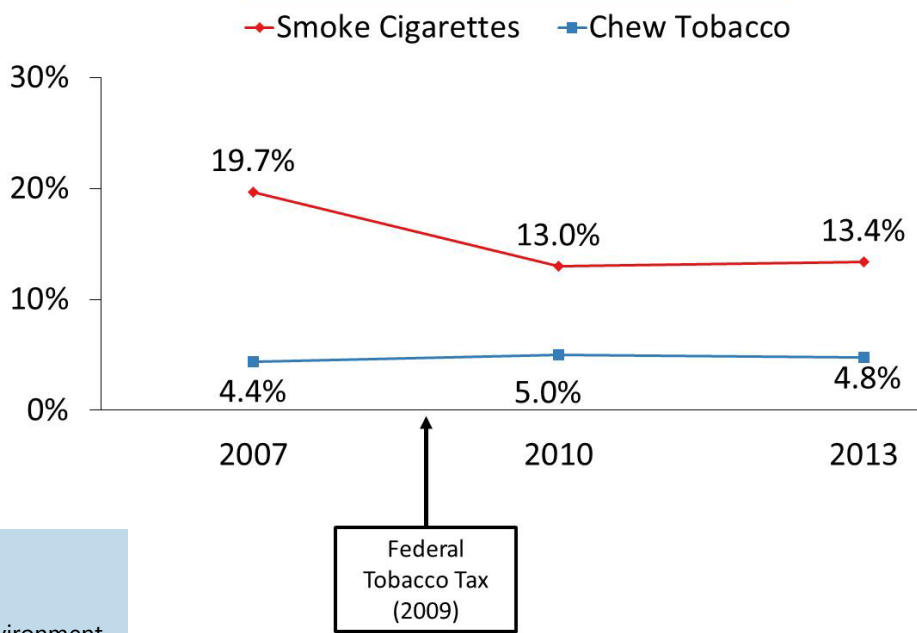
## Key Findings

- Countywide, 8% of residents believed secondhand tobacco smoke was a major problem, and 28% believe it was a minor problem.
- Residents of Greeley and Evans were the most concerned about secondhand smoke in their community: 13.8% believe it was a major problem, and 35.8% believe it was a minor problem.
- Among current cigarette users across Weld County, 45.4% had attempted to quit at least once, and 1 in 8 had attempted to quit 10 or more times (12.3%). However, only 8.8% of residents said they needed cessation services in the past year, and even fewer (1.4%) used cessation services during this time.
- Cigarette smoking has decreased in Weld County since the Federal tobacco tax was implemented in 2009. In 2007, 19.7% of residents smoked cigarettes; in 2010 and 2013, only about 13% of residents smoke cigarettes.
- The percent of residents who chew tobacco has remained about the same (approximately 5%) since 2007.

### Believe Secondhand Smoke is a Problem



### Tobacco Use, 2007-2013



## Questions?

Cindy Kronauge, MPH PhD, Data Specialist  
Weld County Department of Public Health & Environment  
[ckronauge@weldgov.com](mailto:ckronauge@weldgov.com)  
970-407-6470, ext. 2221

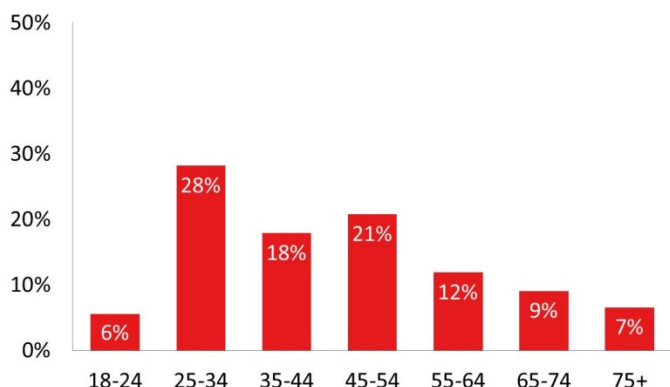


# Weld County 2013 Community Health Survey

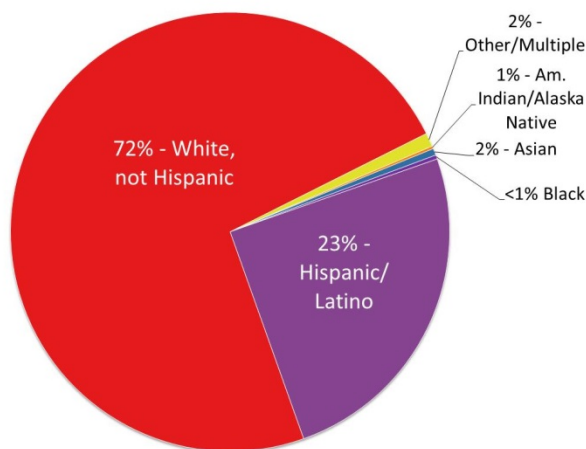
## About the Survey

### Description of Responders

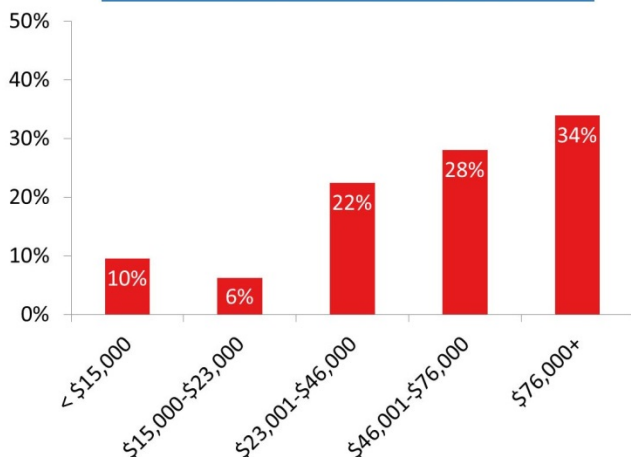
Age Groups



Race/Ethnicity



Household Income



### The Survey Explained

- In order to periodically assess the health status of county residents, between October 15, 2013 and February 14, 2014, Weld County Department of Public Health & Environment contacted 7,502 households by mail requesting an adult to complete the 65-item survey or complete it online.
- Question topics included health, health care access and insurance, health conditions and lifestyle habits, preventive screenings, environmental issues, community concerns and needs, demographics, and the 2013 Flood Disaster.
- Households were selected randomly by first dividing the mailing list into **four regions (see map below)** and two household types. The list was certified by the post office but did not contain residents' names.
- After multiple contacts, 2,082 community residents returned usable surveys for a 28 percent response rate. The results are representative of the population within a  $\pm 5.0$  percent margin of error.
- To see the actual survey go to: [www.weldhealth.org](http://www.weldhealth.org)

