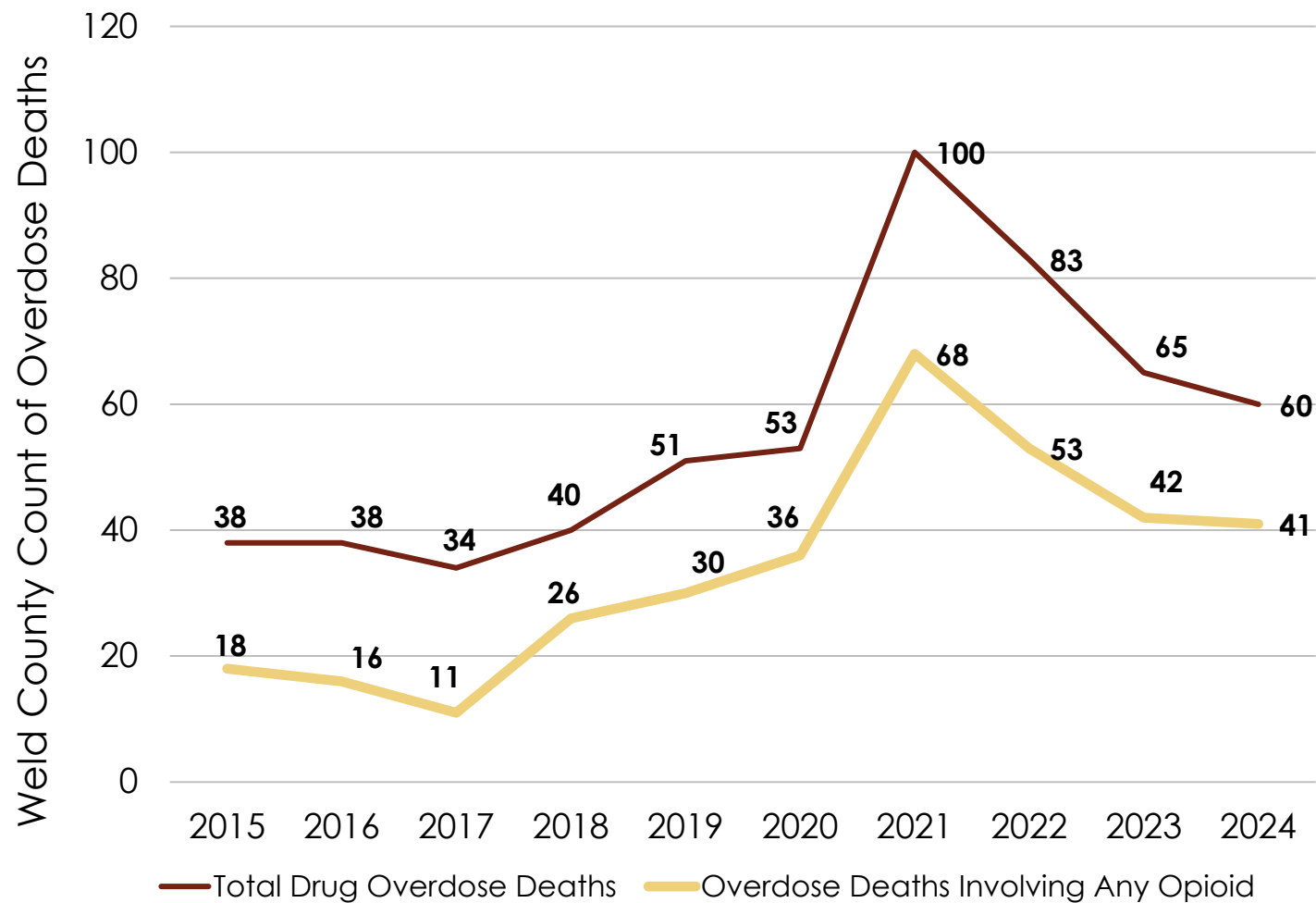


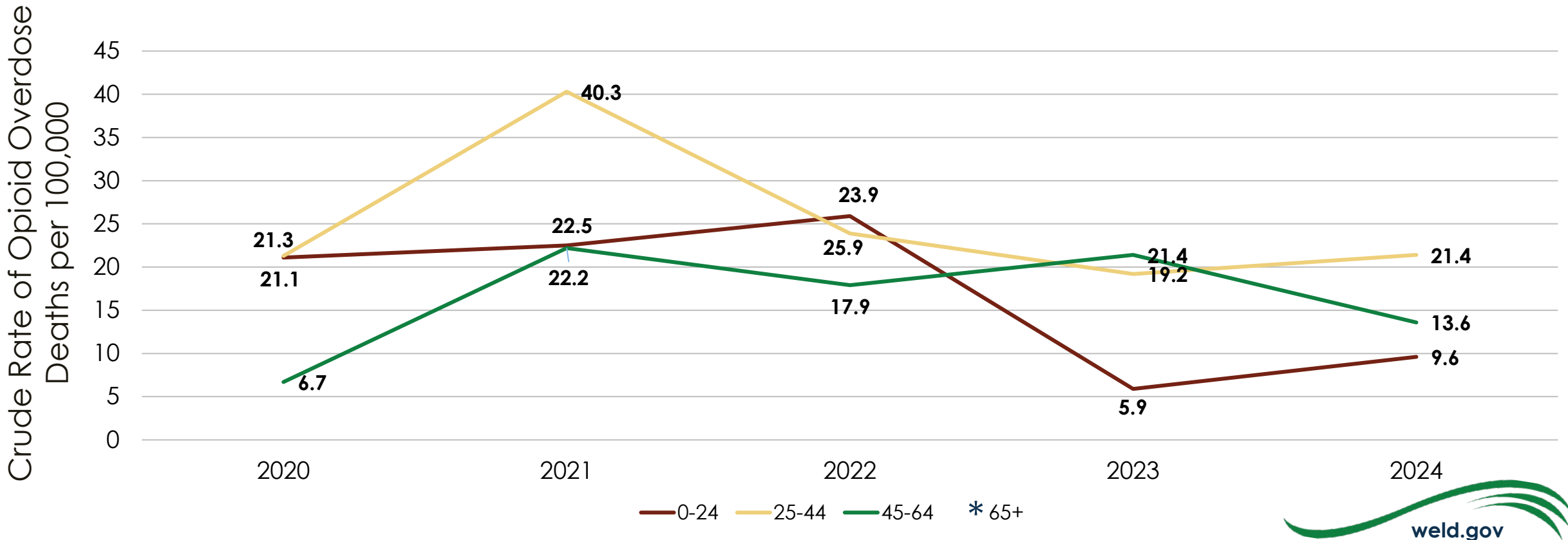
# Opioid Overdose Fatality Data

The annual number of fatal opioid overdoses in Weld County decreased by 40% between 2021 and 2024



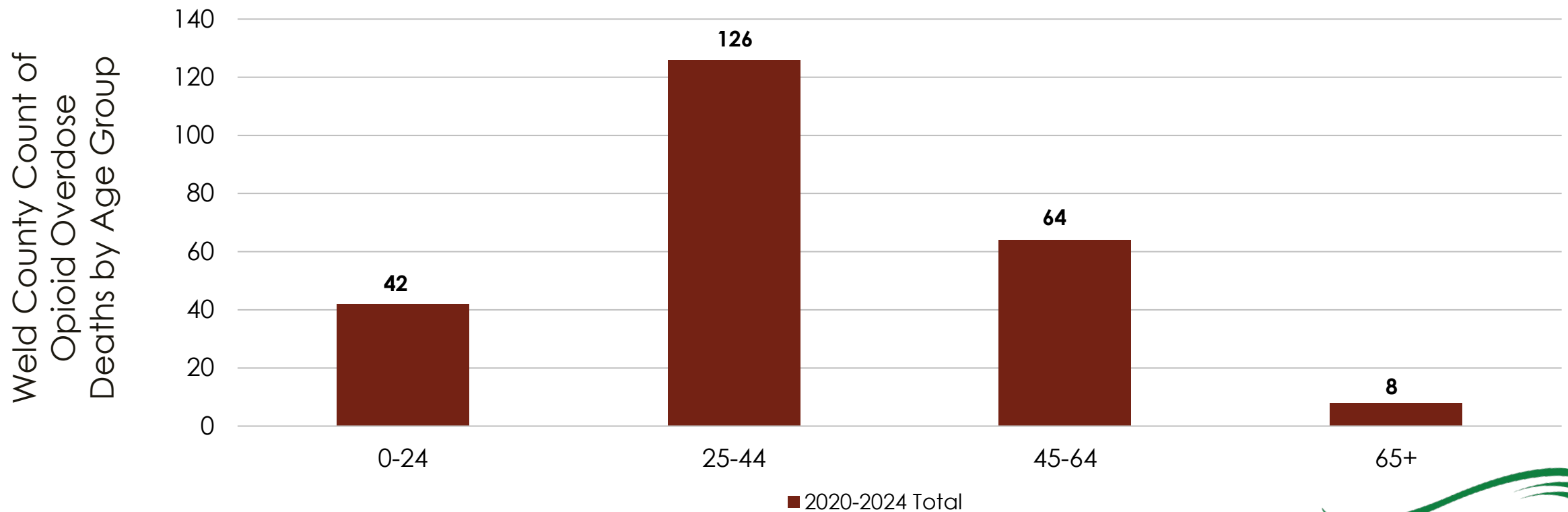
Source: CDPHE CoHID Database

# Opioid overdose crude rates did not vary significantly by **age group** from 2020 to 2024



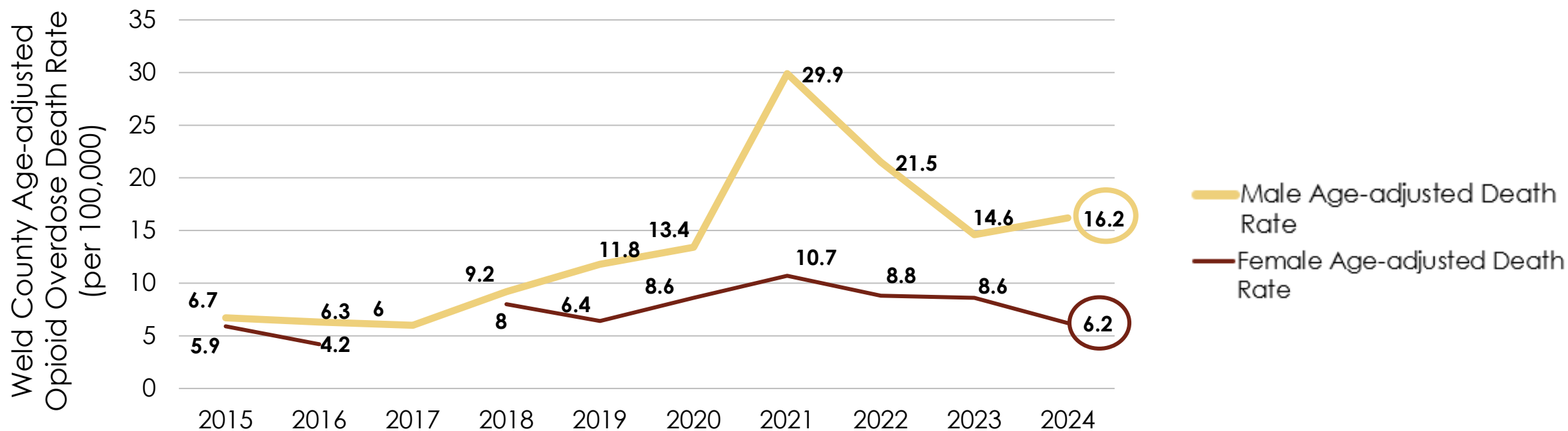
Source: CDPHE CoHID Database \*Suppressed due to low counts

# However, the total count of deaths was highest among working-age adults



Source: CDPHE CoHID Database

The 2024 age-adjusted death rate was more than **2x higher for males** compared to females



**After peaking in 2021, Weld County's overall opioid death rate had declined by 42-48% across different demographic groups as of 2024**

*Deaths for Hispanic/Latino residents peaked a year later, in 2022, at 20.8 per 100,000, decreasing 56.3% by 2024*

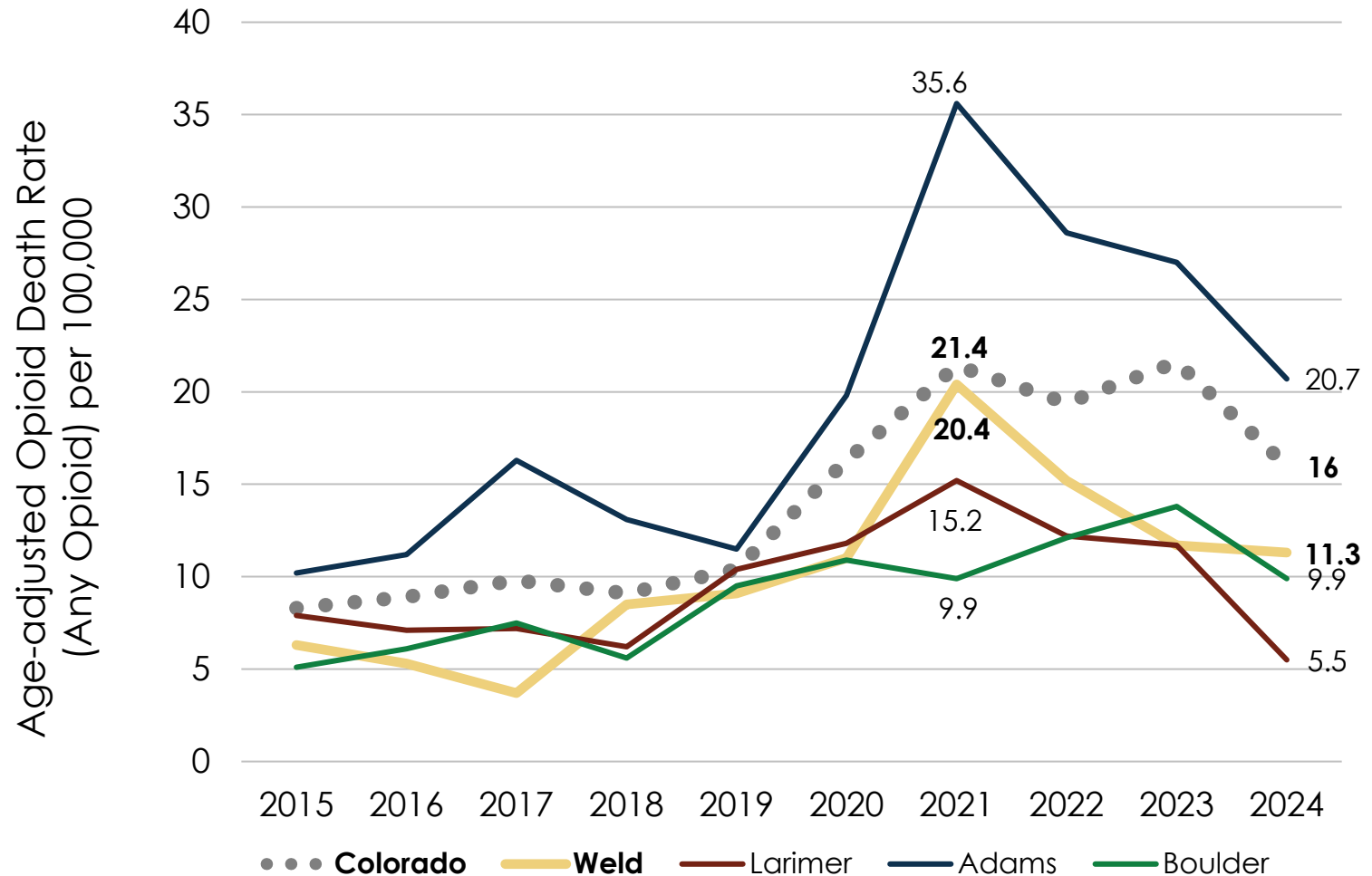
**Weld County Age-adjusted Opioid Overdose Death Rate per 100,000 (Any Opioid) by Gender, Ethnicity, and Year**

	2021	2024	% Change (2021 to 2024)
<b>Hispanic/Latino</b>	17.0	9.1	-46.5%
<b>Non-Hispanic/Latino</b>	21.2	11.0	-48.1%
<b>Male</b>	29.9	16.2	-45.8%
<b>Female</b>	10.7	6.2	-42.1%

Source: CDPHE CoHID Database

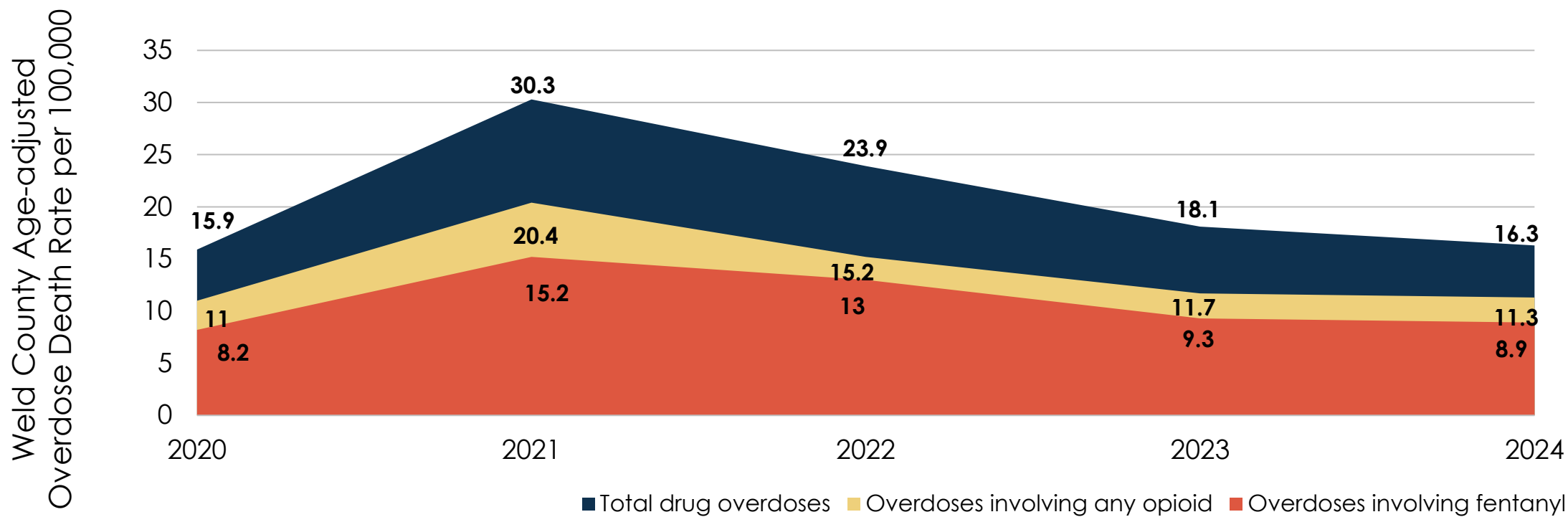
In 2024, Weld County's age-adjusted opioid death rate remained significantly lower than the statewide rate

Nearby Larimer's death rate was significantly lower than Weld's in 2024



Source: CDPHE CoHID Database

## Deaths involving opioids made up a majority of drug overdose deaths and most opioid deaths involved fentanyl

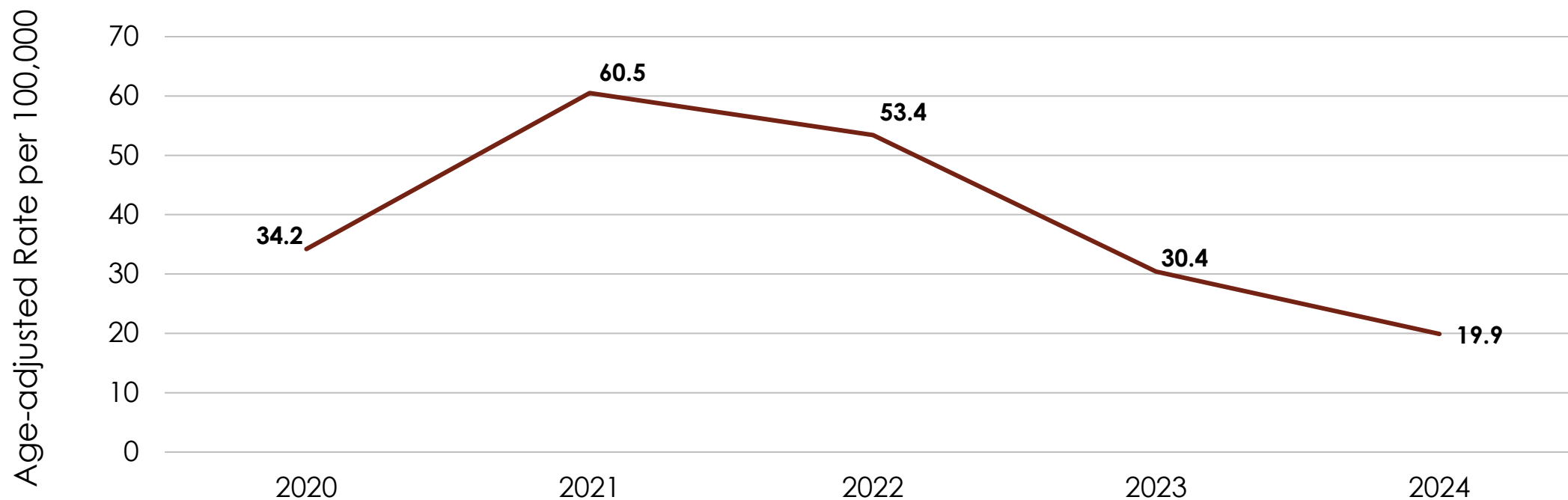


Source: CDPHE CoHID Database

# Non-fatal Opioid Overdose Emergency Department Visit Data

## The age-adjusted rate of non-fatal ED visits for opioid overdose **decreased by 67%** from 2021 to 2024

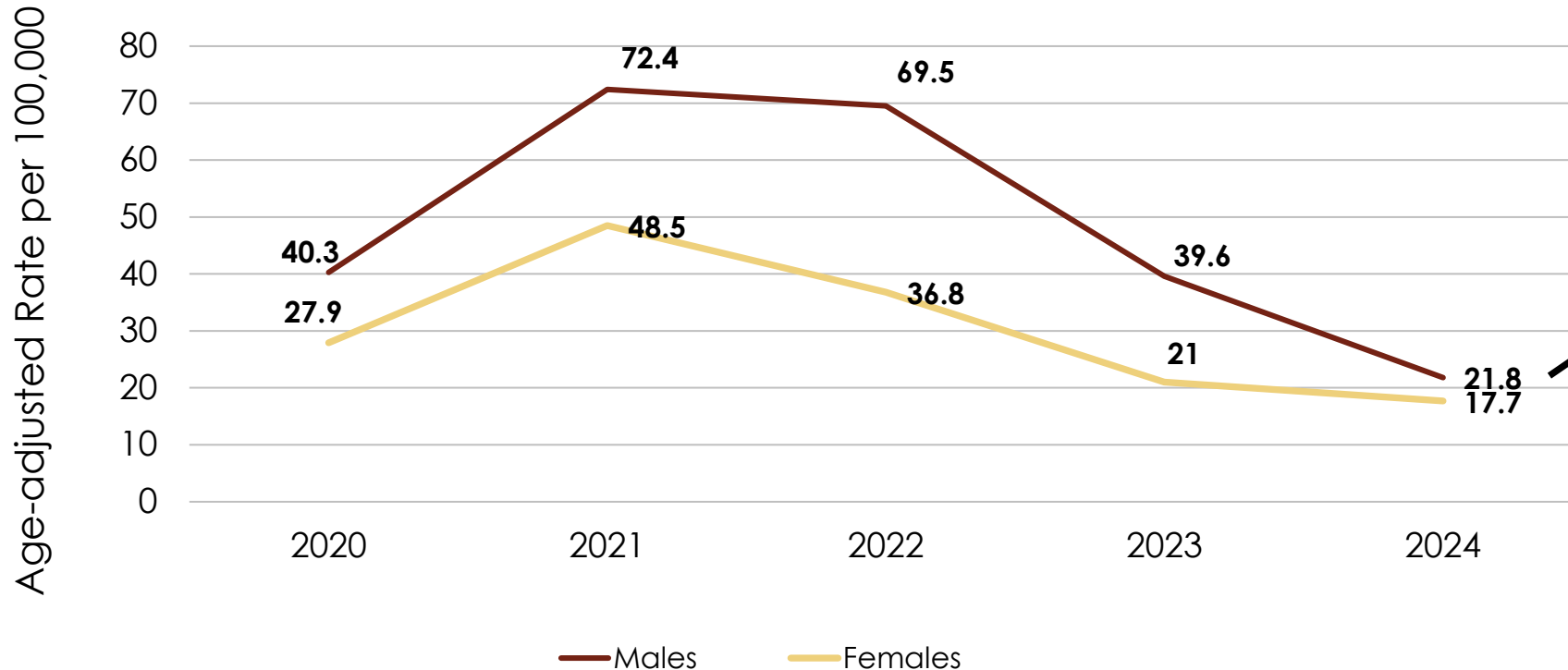
Non-fatal Emergency Department Visits Involving Any Opioid



Source: CDPHE CoHID Database

# The gap between males and females in non-fatal ED visits involving opioids **narrowed in 2024**

Non-fatal Emergency Department Visits Involving Any Opioid



Recall that the 2024 opioid overdose death rate was more than 2x higher in males compared to females, despite less pronounced differences in opioid-related ED visits

Source: CDPHE CoHID Database

# Key Informant Interviews

2023 WCDPHE Key Informant Partner  
and Community Member Interviews

### Partners

Key work being done	Effective strategies	Challenges	Thoughts for WCDPHE
Harm reduction	Harm reduction	Stigma	Increasing visibility
Narcan distribution	Promoting access to treatment	Barriers to implementing harm reduction	Prevention and treatment work
Behavioral health or counseling services	Increasing access to peer support specialists	Immediate access to treatment	Stigma reduction
Fentanyl test strips	Providing MAT	Conservative community	Support syringe access
MAT	Fostering relationships	Raising support for programs	Partnership building
Education	Building trust	Special populations	Media campaigns
Detox			Liaison role

### People with Lived Experience

What would've helped you seek treatment?	What would've helped you not use?	Barriers to seeking treatment
Access to resources for recovery	Increased access to MAT, including cost	Access to treatment <ul style="list-style-type: none"> <li>• Waiting lists</li> <li>• Limited beds</li> <li>• Only when in crisis</li> <li>• Cost</li> <li>• Transportation</li> </ul>
Reduce stigma for treatment	Need for mentors and trusted adults	Access to MAT <ul style="list-style-type: none"> <li>• Limited hours</li> <li>• In jail</li> <li>• Cost</li> </ul>
Access to treatment	More resources in medical system	Stigma, including in medical care setting
Family knowledge of SUD	Limiting access to Rx drugs	Lack of support groups for loved ones with SUD
Services for mental health	Youth prevention programs	Lack of syringe exchange program
Job pathways		Prevention/education services in the first place
Early prevention		

## Data Resources

### **2024 Health Determinants Report for Weld County:**

<https://www.weld.gov/Government/Departments/Health-and-Environment/Data-and-Reports/Other-Reports>

### **2025 CHA Data and Reports (coming May 2026):**

<https://www.weld.gov/Government/Departments/Health-and-Environment/Data-and-Reports/Community-Health-Surveys>

**CDPHE Mortality & Opioid Dashboards:** [CoHID | Department of Public Health & Environment \(colorado.gov\)](#)

**Healthy Kids Colorado Survey Data:** [Healthy Kids Colorado Survey Dashboard | Department of Public Health & Environment](#)

**CDC WONDER database:** [CDC WONDER](#)

**Thank you!**

he-healthdata@weld.gov